

# Morristown

## November 2025 Market Snapshot

Units	Address	Style	Bedrms	Baths	DOM	Orig. List Price	List Price	Sales Price	SP:LP	Total Assessment	SP:AV
1	2 Altamont Court U25	OneFloor	2	1.0	11	\$365,000	\$365,000	\$401,000	109.86%	\$307,600	1.30
2	9 Hillairy Court	CapeCod	4	2.0	11	\$499,000	\$499,000	\$510,000	102.20%	\$424,200	1.20
3	89 Western Avenue	Colonial	2	1.0	12	\$529,900	\$529,900	\$552,000	104.17%	\$473,300	1.17
4	1A Dorado Drive	TwndUn	2	2.1	10	\$550,000	\$550,000	\$581,000	105.64%	\$397,400	1.46
5	1 Marian Place	CapeCod	4	2.0	84	\$649,000	\$649,000	\$630,000	97.07%	\$547,900	1.15
6	25 Taft Lane	TwndUn	2	2.1	13	\$635,000	\$635,000	\$655,000	103.15%	\$527,800	1.24
7	40 W Park Place U404	OneFloor	1	1.1	9	\$749,000	\$749,000	\$761,000	101.60%	\$645,100	1.18
8	15 Harding Road	Colonial	3	3.1	14	\$919,000	\$919,000	\$971,000	105.66%	\$794,600	1.22
AVERAGE					21	\$611,988	\$611,988	\$632,625	103.67%		1.24

### "Active" Listings in Morristown

Number of Units: 11  
Average List Price: \$972,454  
Average Days on Market: 48

### "Under Contract" Listings in Morristown

Number of Units: 10  
Average List Price: \$906,870  
Average Days on Market: 21

# Morristown 2025 Year to Date Market Trends

YTD	January	February	March	April	May	June	July	August	September	October	November	December	YTD AVG
Days on Market	31	58	45	25	26	25	18	27	21	17	21		27
List Price	\$622,850	\$662,150	\$908,925	\$654,686	\$708,133	\$591,800	\$688,992	\$529,250	\$933,000	\$627,670	\$611,988		\$669,282
Sales Price	\$621,077	\$658,833	\$989,875	\$724,414	\$727,790	\$619,650	\$714,167	\$570,708	\$971,333	\$665,900	\$632,625		\$699,567
SP:LP%	100.03%	100.83%	107.13%	110.15%	101.46%	104.45%	104.41%	107.39%	101.98%	105.71%	103.67%		104.15%
SP to AV	1.09	1.05	1.33	1.25	1.24	1.20	1.24	1.27	1.24	1.24	1.24		1.22
# Units Sold	14	6	8	7	12	11	12	12	6	10	8		106
3 Mo Rate of Ab	1.24	1.14	1.03	2.71	1.71	1.84	0.73	0.60	1.55	1.55	1.08		1.38
Active Listings	12	12	10	17	16	17	7	10	15	15	11		13
Under Contracts	15	14	14	19	19	15	14	13	15	12	10		15

## Flashback! YTD 2024 vs YTD 2025

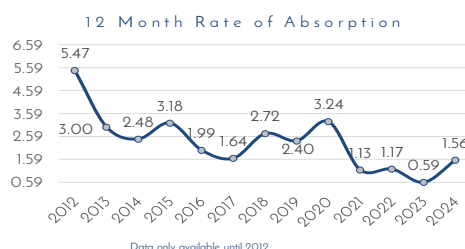
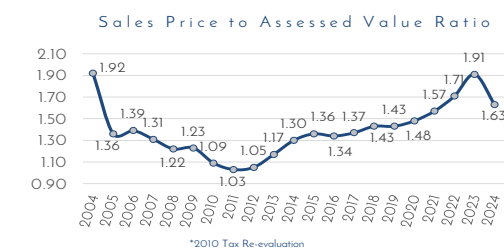
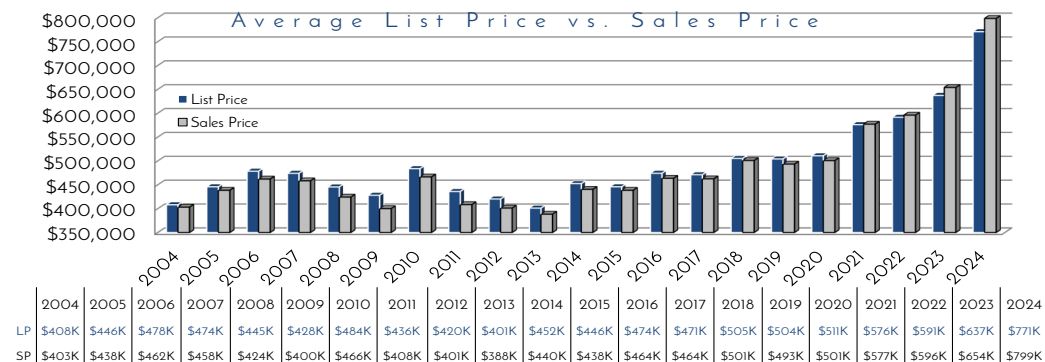
YTD	2024	2025	% Change
DOM	24	27	15.54%
Sales Price	\$795,937	\$699,567	-12.11%
LP:SP	105.43%	104.15%	-1.21%
SP:AV	1.67	1.22	-27.28%

Prominent  
Properties

**Sotheby's**  
INTERNATIONAL REALTY

YTD	2024	2025	% Change
# Units Sold	111	106	-4.50%
Rate of Ab 3 Mo	1.86	1.38	-25.70%
Actives	17	13	-24.06%
Under Contracts	19	15	-23.08%

## Morristown Yearly Market Trends



## Morristown Monthly Market Trends

